



AGENTS' FEES REPORT

SEASON 2007/2008

PRODUCED BY THE FOOTBALL LEAGUE, JULY 2008



AGENTS' FEES REPORT

SEASON 2007/2008

Produced by The Football League, July 2008

INTRODUCTION

Welcome to The Football League Agents' Fees Report for the 2007/08 season.

This document records the aggregate spending by individual League clubs on agents' fees during the last six months and the figures for the season as a whole. This is the fourth full season for which The League has published these figures.

When League clubs voted to introduce the publication of agents' fees in September 2003 they broke new ground for transparency in the football industry. It is The League's view that these payments should be a matter of public record and debate.

Further changes, in June 2006, prohibited the previously common practice of 'Dual Representation'. Players are now responsible for paying their own agents, who are required to hold a formal agreement to represent their players. Clubs employing agents are also required to have separate arrangements in place.

These changes have since been enshrined in the Football Association's Agents Regulations which came into effect in the January transfer window.

In total, League clubs have committed £11.1m to agents during the last twelve months. Whilst this is the highest annual figure to date, it is important that it is placed within the context of a thriving transfer market. In the last year spending on new players has increased by 78% to £81.5m and is more than two and a half times the £29.6m spent two seasons ago. Consequently payments to agents, as a proportion of total transfer spending, are at their lowest recorded figure yet (14%).

The figures contained in the report include sums committed by clubs to agents directly, as well as any sums paid to players (in accordance with their contracts) to enable them to satisfy their liabilities to their agents. Such payments are regarded as taxable 'benefits in kind' to the player.

It should also be noted that the report reflects total amounts committed to during the season in question. However, the payments themselves may be by instalments, some of which may fall outside the reporting period.

REPORT SUMMARY



Overall Football League Figures

(Equivalent figures for Season 2006/07 in brackets)

- Between July 1, 2007 and June 30, 2008 Football League clubs engaged in **3,399** (3,328) player transactions (new registrations/player transfers, contract updates, contract cancellations and loans);
- Clubs committed to pay a fee to an agent in **283** (378) of these transactions;
- Therefore, no agent was used in **3,116** (2,950) transactions;
- League clubs committed to spend **£11,066,083** (£8,584,321) on agents' fees during the period of this report;
- **18** clubs (19) did not commit any money to agents during the 12 months covered by this report;
- **23** clubs (27) committed to pay less than £10,000 to agents in the same period.



Championship

(Equivalent figures for Season 2006/07 in brackets)

- The Championship there were **1,129** (1,110) player transactions, **199** (240) involved the use of agents;
- Clubs committed to spend a total of **£9,302,060** (£7,528,501) on agents' fees during this period;
- **23** clubs (23) committed to paying for the services of a licensed agent;
- **1** (1) club did not pay for the services of a licensed agent (**Blackpool**).



League 1

(Equivalent figures for Season 2006/07 in brackets)

- In League 1 there were **1,082** (1,044) player transactions, **124** (85) involved the use of an agent;
- Clubs committed to spend a total of **£1,531,337** (£717,368) on agents' fees during this period;
- **21** clubs (19) committed to paying for the services of a licensed agent;
- **3** clubs (5) did not pay for the services of a licensed agent (Crewe Alexandra, Hartlepool United & **Huddersfield Town**).



League 2

(Equivalent figures for Season 2006/07 in brackets)

- In League 2 there were **1,188** (1,174) player transactions, **38** (53) involved the use of an agent;
- Clubs committed to spend a total of **£227,686** (£338,452) on agents' fees during this period;
- **10** clubs (11) committed to paying for the services of a licensed agent;
- **14** clubs (13) did not pay for the services of a licensed agent (Accrington Stanley, Barnet, Bury, Chester City, Chesterfield, Dagenham & Redbridge, Grimsby Town, Hereford United, Lincoln City, Mansfield Town, Notts County, Peterborough United, Rochdale and **Stockport County**).

New Member Clubs

- A total of £5,000 was committed to agents by clubs that joined The Football League in June 2008.

NB: Clubs highlighted have committed no monies to agents in any of the last four Football League seasons.

SUMMARY OF CLUB BY CLUB TRANSACTIONS AND AGENTS' FEES



Championship	New Reg / Tfr	Updated Contract	Cancelled Contract	Loans	Total Transactions	Total Amount Committed to Agents (1 Jan 08 - 30 June 08) £	Total Amount Committed to Agents (1 July 07 - 30 June 08) £
Barnsley	6	2	8	8	24	50,000	200,920
Blackpool	8	2	0	9	19	0	0
Bristol City	3	5	1	1	10	50,000	300,300
Burnley	2	1	1	3	7	0	214,900
Cardiff City	2	0	3	6	11	0	54,000
Charlton Athletic	3	3	1	6	13	150,000	688,273
Colchester United	9	2	1	6	18	156,180	247,480
Coventry City	8	3	8	3	22	72,000	347,000
Crystal Palace	7	2	3	12	24	150,000	185,000
Hull City	3	1	3	8	15	121,400	275,940
Ipswich Town	8	2	6	6	22	280,000	405,000
Leicester City	11	1	9	10	31	519,355	1,630,287
Norwich City	5	1	7	15	28	55,000	210,200
Plymouth Argyle	13	1	6	10	30	127,500	210,500
Preston North End	7	1	4	5	17	100,000	330,000
Queens Park Rangers	14	5	18	9	46	310,000	521,000
Scunthorpe United	6	1	4	10	21	31,250	44,970
Sheffield United	6	1	4	5	16	110,000	510,000
Sheffield Wednesday	1	0	0	8	9	0	190,300
Southampton	3	2	3	13	21	40,000	352,950
Stoke City	8	5	4	14	31	385,000	1,316,900
Watford	7	3	4	5	19	114,950	284,390
West Bromwich Albion	6	1	10	2	19	0	633,300
Wolverhampton Wanderers	7	4	5	5	21	5,850	148,450
Division Total	153	49	113	179	494	2,828,485	9,302,060

Explanatory Notes:

- 1 The amounts disclosed include all guaranteed payments due to an agent arising out of player transactions entered into during the reporting period, even if such payments may include instalments payable outside of the reporting period.
- 2 The amounts disclosed do not include:
 - a any payments made during the reporting period that relate to transactions completed before 1st July 2007; and
 - b any contingent payments based on future events, e.g promotion, retention of divisional status, player appearances, etc.

SUMMARY OF CLUB BY CLUB TRANSACTIONS AND AGENTS' FEES



League 1	New Reg / Tfr	Updated Contract	Cancelled Contract	Loans	Total Transactions	Total Amount Committed to Agents (1 Jan 08 - 30 June 08) £	Total Amount Committed to Agents (1 July 07 - 30 June 08) £
AFC Bournemouth	2	0	1	10	13	0	6,000
Brighton & Hove Albion	9	4	1	13	27	29,853	52,793
Bristol Rovers	3	5	3	6	17	24,780	96,280
Carlisle United	6	0	4	3	13	10,000	40,000
Cheltenham Town	2	1	2	11	16	0	9,000
Crewe Alexandra	8	4	2	18	32	0	0
Doncaster Rovers	1	0	5	5	11	0	50,500
Gillingham	17	0	8	12	37	0	27,149
Hartlepool United	7	6	0	6	19	0	0
Huddersfield Town	2	4	1	2	9	0	0
Leeds United	15	0	6	6	27	200,000	373,000
Leyton Orient	0	2	3	3	8	19,000	40,000
Luton Town	0	0	1	4	5	82,000	239,750
Millwall	13	3	7	7	30	28,500	95,400
Northampton Town	3	0	6	5	14	0	5,000
Nottingham Forest	7	5	1	5	18	0	76,100
Oldham Athletic	6	5	4	8	23	20,000	128,000
Port Vale	9	1	5	11	26	0	29,200
Southend United	8	5	4	6	23	38,000	74,910
Swansea City	2	8	2	4	16	15,721	47,386
Swindon Town	12	3	7	6	28	0	62,000
Tranmere Rovers	3	0	1	2	6	2,000	15,400
Walsall	7	4	9	5	25	0	19,525
Yeovil Town	9	2	2	19	32	10,000	43,945
Division Total	151	62	85	177	475	479,853	1,531,337

Explanatory Notes:

- 1 The amounts disclosed include all guaranteed payments due to an agent arising out of player transactions entered into during the reporting period, even if such payments may include instalments payable outside of the reporting period.
- 2 The amounts disclosed do not include:
 - a any payments made during the reporting period that relate to transactions completed before 1st July 2007; and
 - b any contingent payments based on future events, e.g promotion, retention of divisional status, player appearances, etc.

SUMMARY OF CLUB BY CLUB TRANSACTIONS AND AGENTS' FEES



League 2	New Reg / Tfr	Updated Contract	Cancelled Contract	Loans	Total Transactions	Total Amount Committed to Agents (1 Jan 08 - 30 June 08) £	Total Amount Committed to Agents (1 July 07 - 30 June 08) £
Accrington Stanley	4	1	3	12	20	0	0
Barnet	6	1	14	4	25	0	0
Bradford City	4	1	3	14	22	0	5,000
Brentford	11	1	5	16	33	12,000	12,000
Bury	2	0	2	9	13	0	0
Chester City	5	2	7	5	19	0	0
Chesterfield	0	1	12	15	28	0	0
Dagenham & Redbridge	5	0	6	7	18	0	0
Darlington	4	0	6	15	25	1,998	32,028
Grimsby Town	6	2	3	3	14	0	0
Hereford United	9	0	3	12	24	0	0
Lincoln City	1	2	12	8	23	0	0
Macclesfield Town	14	0	6	14	34	0	14,763
Mansfield Town	4	0	2	6	12	0	0
Milton Keynes Dons	3	1	4	8	16	0	76,555
Morecambe	4	4	6	7	21	5,000	13,190
Notts County	1	2	6	11	20	0	0
Peterborough United	6	4	10	4	24	0	0
Rochdale	5	3	6	10	24	0	0
Rotherham United	0	2	3	8	13	1,000	18,450
Shrewsbury Town	6	2	9	6	23	0	31,200
Stockport County	3	5	1	16	25	0	0
Wrexham	3	2	3	12	20	0	7,500
Wycombe Wanderers	3	2	4	12	21	0	17,000
Division Total	109	38	136	234	517	19,998	227,686
Grand Total	32	149	334	590	1,486	3,328,336	11,061,083

Explanatory Notes:

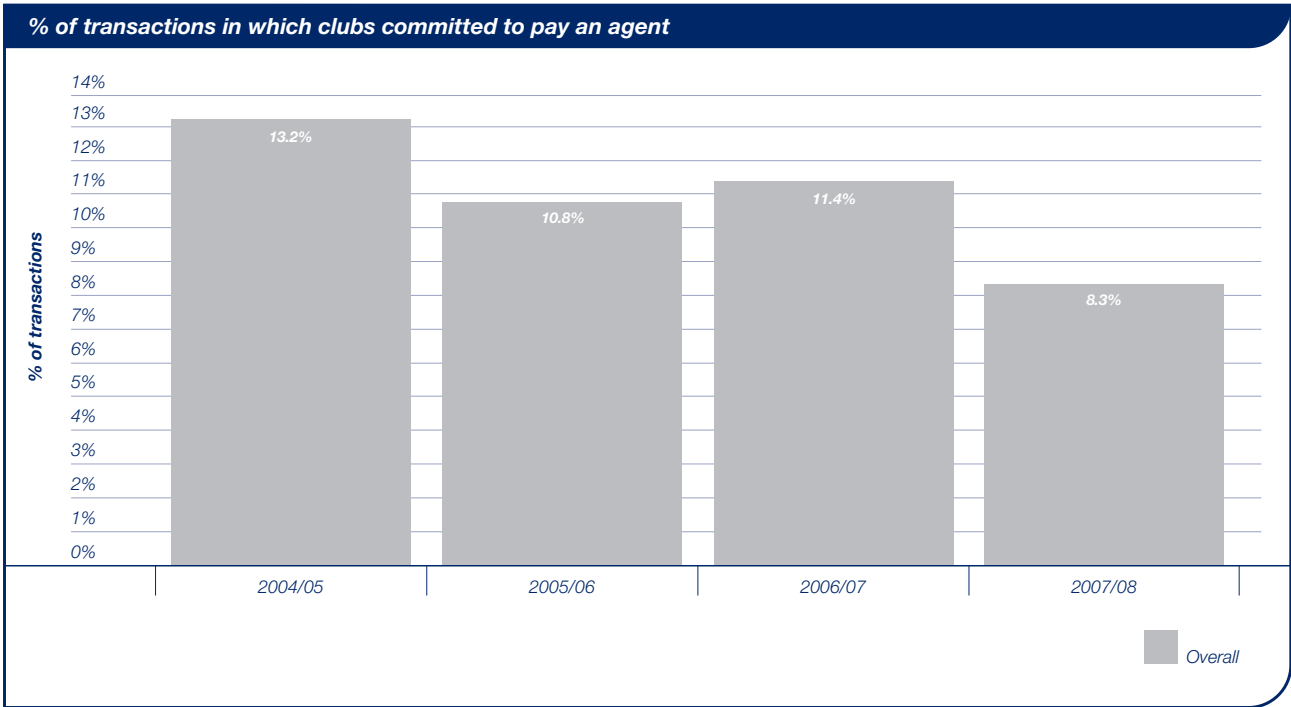
- 1 The amounts disclosed include all guaranteed payments due to an agent arising out of player transactions entered into during the reporting period, even if such payments may include instalments payable outside of the reporting period.
- 2 The amounts disclosed do not include:
 - a any payments made during the reporting period that relate to transactions completed before 1st July 2007; and
 - b any contingent payments based on future events, e.g promotion, retention of divisional status, player appearances, etc.

SUMMARY OF CLUB BY CLUB TRANSACTIONS AND AGENTS' FEES

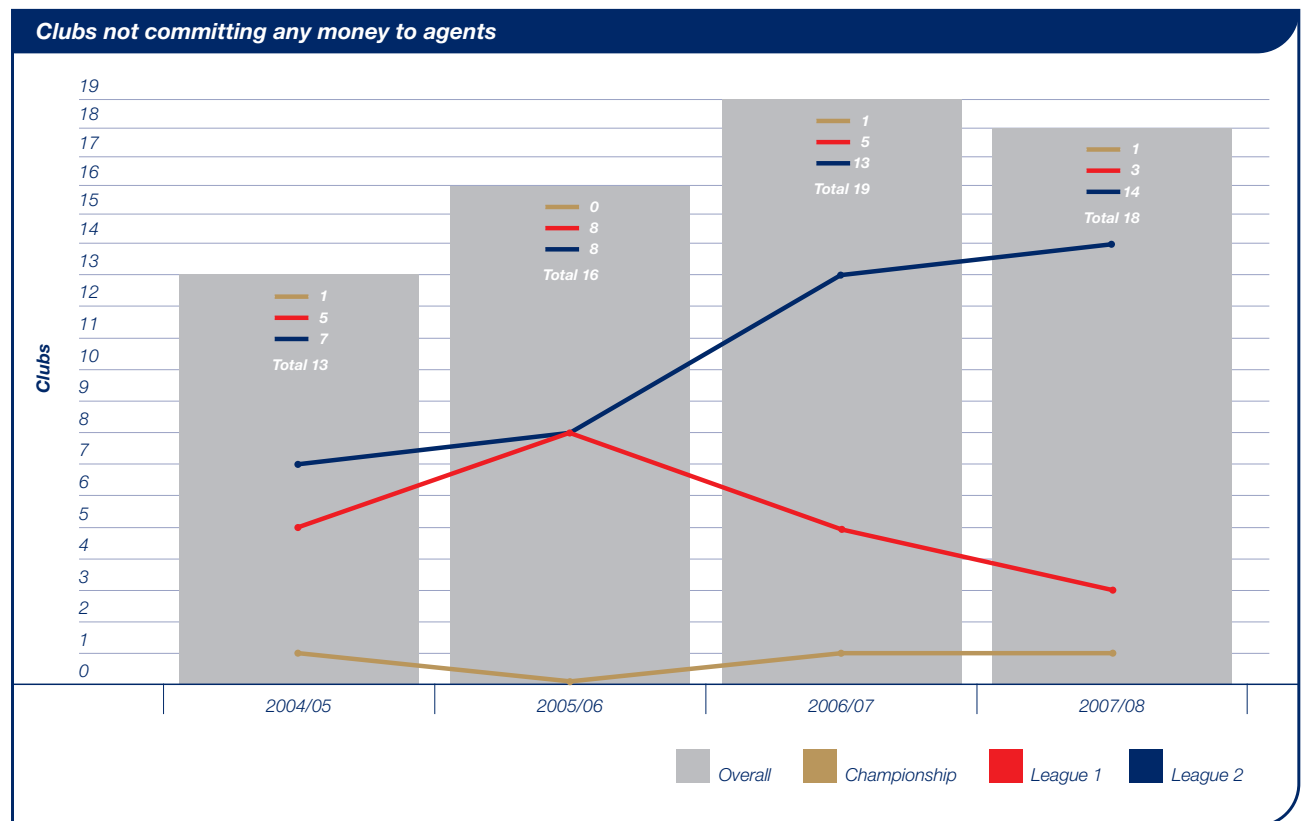
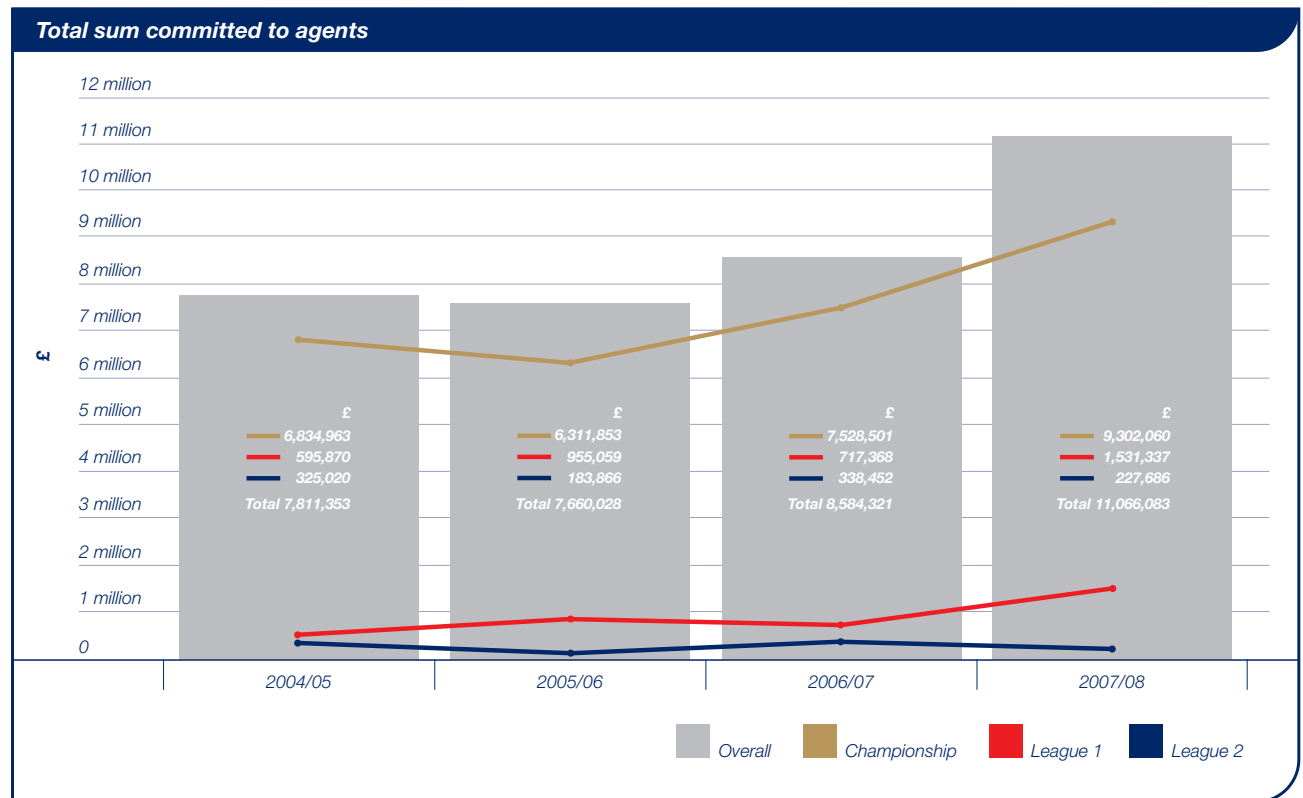
New FL Members from June AGM	New Reg/ Tfr	Updated Contract	Cancelled Contract	Loans	Total Trans- actions	Total Amount Committed to Agents (1 Jan 08 - 30 June 08) £	Total Amount Committed to Agents (1 July 07 - 30 June 08) £
<i>Birmingham City</i>						0	0
<i>Reading</i>						0	0
<i>Derby County</i>						0	0
<i>Aldershot Town</i>						5,000	5,000
<i>Exeter City</i>						0	0
Total for New FL Members						5,000	5,000

	New Reg/ Tfr	Updated Contract	Cancelled Contract	Loans	Total Trans- actions	Total Amount Committed to Agents (1 Jan 08 - 30 June 08) £	Total Amount Committed to Agents (1 July 07 - 30 June 08) £
Total for Championship	153	49	113	179	494	2,828,485	9,302,060
Total for League 1	151	62	85	177	475	479,853	1,531,337
Total for League 2	109	38	136	234	517	19,998	227,686
Grand Total	413	149	334	590	1,486	3,333,336	11,066,083

HISTORICAL ANALYSIS



HISTORICAL ANALYSIS (CONTINUED)



HISTORICAL ANALYSIS (CONTINUED)

